

ITALIAN CRAFTED KITCHENS

Since 1987, First Impressions have been designing and distributing Italian kitchens of real distinction. Now over 30 years later, we are one of the UK's leading suppliers of premium kitchen doors, handles and accessories.

The Nova range provides the latest and most innovative contemporary kitchen finishes available. Our range of colours, textures and accessories will ensure you get a truly individual kitchen that's right for you.

Backed by an extensive expert team of independent retailers that are committed to delivering the best possible service to you, why not make First Impressions your first choice for kitchens.



[fikitchens.co.uk](https://www.fikitchens.co.uk)

Kitchen Projects	04
Colour Options	66
Stocked Door Options	74
Handle Options	76
Drawer Options	78





DESIGN

We believe that the enjoyability and creativity of the design process lends itself to the quality of the final product. Our vast but carefully chosen collection of textures, colours and finishing touches will ensure that the journey to your perfect kitchen is a memorable and unique experience.



GRAPHITE
+BRASS


A striking combination of Oak Veneer, Graphite and Foundry Tarnished Brass result in a fusion of warmth, depth and tactility.





Attracting and drawing the eye through the kitchen, new zones have been marked with distinctly different textures.

Demonstrating the subtle creative elements in this design, brass Edge handles have been used in conjunction with a Black matt handle-less system.



#2

LAVA+BRASS

An elegant blend of Industrial Laminate Lava and Foundry Tarnished Brass forms an understated yet refined space.





QUALITY

Good design needs to be many things. As well as being beautiful and functional, your new kitchen should be highly durable, designed to withstand the stresses of everyday life for many years to come.

By incorporating materials that are resistant to scratching and moisture ingress, every First Impressions kitchen is built to last.



#3

SAVANNA
+CHARCOAL

Pictured here in gloss Savanna and Foundry Charcoal, this is a warm and practical family kitchen.





With its intriguing texture and distinctive looks, this feature larder/oven housing unit in Foundry Charcoal proudly commands its place as the centre of attention.





STYLE

Your home is a brilliant collection of designs, decor and furnishings that reflect your style and personality. Your modern kitchen should be no different. Our cutting edge designs can be seamlessly mixed and personalised to create a kitchen that integrates beautifully with your home.



Featured tap: Brizo Litze™ Smarttouch® articulating faucet with knurled handle (shown in Luxe Gold) www.brizo.com

PARADISE
BLUE+BLACK STEEL

For a confident statement piece that fuses modern door styles and traditional design, the Cosdon and Torberry ranges demonstrate great versatility.





With its unique patterning, Foundry Black Steel adds visual depth, which acts as the kitchen foundation. This allows the rich and bold Torberry door style in the Paradise Blue to be the main focal point of the design.



Brass t-bar handles and other lustre accessories further add to the intrigue of this kitchen.





TAILORED

Our bespoke service provides flexibility and the opportunity to create a truly individual kitchen scheme. From made to measure to custom painting, our service is here to help transform your ideas into a real life kitchen.

**WHITE
+ WINTER TEAL**

Reflecting Scandinavian influences, the kitchen cabinetry is clean lined and minimal. White painted matt doors amplify the feeling of light and space, while the island in Winter Teal adds a modest pop of colour.





Decorative and practical, the oak shelving adds a visual interest while keeping convenient items within reach.



Nestled within the White cabinets, the painted handle-less rail profiles in Winter Teal contrast with the White, echoing the colour used on the island.





INNOVATION

Advances in manufacturing processes have led to exciting new tactile paint finishes rarely seen before in the kitchen. Our latest 'foundry' paints push the creative and aesthetic boundaries, encouraging us to rethink kitchen design.



**PINK CHAMPAGNE
+BLACK STEEL**

This luxurious design contrasts original period features with modern materials resulting in a striking effect.





Pocket doors, shown here in Foundry Black Steel, provide ease of accessibility without taking up extra space.

Encapsulated in Dekton Keyla worktop, the Metallic Pink Champagne introduces an alluring charm to the kitchen island.





DETAIL

Our kitchens these days are more multifunctional than ever before. Somewhat less of a kitchen and more of a living space. Considering the demands from your kitchen will ensure that there is a place for everything.



#7

**LIGHT GREY
+ BLACK STEEL**

Throughout this kitchen a cool monochrome colour scheme has been used. The kitchen floor, Ecora Oak Tennyson, provides a warm undertone, while the units are a mix of matt Light Grey and Foundry Black Steel, topped with Silestone Snowy Ibiza.





Brushed Anthracite Edge handles were the natural choice for this kitchen. Simple in design and perfectly formed, they add further interest to this contemporary space.



Neatly positioned, the alluring painted texture of Foundry Black Steel adds much interest to the island's design.






CRAFTSMANSHIP

Crafted in Italy by Europe's leading manufacturers, The Nova range benefits from modern techniques combined with generations of expertise. Superior paint finishes and durable, long-lasting materials ensure that your kitchen will look, and stay, stunning.



**MID GREY,
RUST+COPPER**

Contrasting tones, such as the gloss Mid Grey and the Industrial Laminate Rust, team together to create a stunning, modern kitchen.



Add warmth and character to the kitchen by implementing eye-catching details such as Copper glazed frames.

Finishing touches such as the bridge handles in Black matt help add distinction and style to this kitchen.



#9

COPPER
+GRAPHITE

Emphasise the exquisite detail of the Foundry Tarnished Copper with the creative use of bespoke Graphite framing.



CREATING A COLOUR SCHEME

Layout and lighting

The size of your room and the lighting available will dictate which colours will work best within it. For example, using dark shades in a small room that only has limited lighting (particularly from natural sources) will give a gloomy impression overall.

Using lighter tones in areas where there are wall cabinets will add a sense of contrast while helping to give the room a brighter feeling. In general, larger, well-lit rooms give the greatest scope when it comes to experimenting with colour.

Neutral colours

Neutrals are an excellent choice where space is at a premium as they can make a room seem lighter and larger. Using a single shade throughout or mixing similar tones together can create a clean and classic look.

Contrasting colours

Neutral shades can also be used to offset contrasting shades, and using hues that are opposite in colour or tone can help divide a space into different areas or to create an interesting focal point.

Bold colours

Bringing bold colours into a room can help add impact and energy. Strong tones are a good way to highlight features such as shelving, islands and freestanding units. However, care is needed to ensure that the bold shades add punch to the overall scheme, rather than dominate it.

Try a sample

As colours can look different depending on lighting conditions, we highly recommend you request a sample door before finalising your choice and ordering your kitchen.



Choosing the right colour is all down to your personal taste, and selecting a shade from our bespoke range will help you create an altogether more unique and individual space.

BESPOKE COLOUR OPTIONS









In addition to a range of stock colour finishes, many of our fabulous designs are available in a choice of bespoke colours to bring a more personalised feel to your new kitchen and better reflect your particular tastes.



MATT PAINTED FINISHES

			
Graphite	Slate Grey	Ink Blue	Dark Blue
			
Paradise Blue	Steel Blue	Stone Blue	Duck Egg
			
Mineral	Eucalyptus	Forest Green	Luna
			
Winter Teal	Windsor	Light Grey	Savanna
			
Dusky Pink	Lilac	Sage	Mussel
			
Warm Grey	Dove Grey	Calico	Cream
			
Porcelain	White		

FOUNDRY FINISHES

			
Tarnished Brass	Tarnished Copper	Oak*	Concrete*
			
Black Steel	Charcoal	Lava*	Rust*

INDUSTRIAL LAMINATES

GLOSS FINISHES

		
Olive	Lake Como	Piazza Granite
		
Sorrento Orange	Dolce Vita	Italian Velvet
		
Verona Red	Twilight	

METALLIC FINISHES

		
Iridescent Moon	Pink Champagne	Shimmering Grey

SHIMMERING MATT FINISHES

	
Gold Dust	Rose Gold

Please note The colours shown here are a digitally printed representation of our paint colours and are as accurate as the printing process allows. Colour has the ability to look very different depending on the light source. For this reason we highly recommend that you request a sample door before you commit to an order.

The Torberry range is only available in matt finishes.

*Edged laminate product.

DOORS, HANDLES + DRAWER OPTIONS

Stocked Door Options	74
Handle Options	76
Drawer Options	78


STOCKED DOOR OPTIONS

The Nova range is available in a choice of stock colours, bespoke matt and gloss finishes, glazed and hand finished textured paint door options. RAL colour matching is also an option on some designs. To find out more, see pages 68-71 for details.




MATT & GLOSS

Cosdon



18mm Slab
Available in White, Cream (gloss only), Light Grey, Mid Grey, Savanna, Porcelain and all bespoke finishes. See page 71.


Welford



22mm J-Pull
Available in Bright White, Cream, Graphite, Grey, Sky Blue, Willow, Savanna and all bespoke finishes. See page 71.

MATT ONLY

Aconbury



22mm J-Pull
Available in Luna, Mid Grey, Porcelain, Silver Grey, Savanna and all bespoke finishes. See page 71.

Torberry



22mm Slab
Available in Light Grey, White, bespoke matt and shimmering finishes. See page 71.

GLAZED/FRAMED

Aluminium




Silver Aluminium frames are available with black privacy glass or frosted glass.

Copper or Black Matt




Frames available in Copper or Black Matt with black privacy glass.



HANDLE OPTIONS

Finely designed and precision manufactured in a range of materials and finishes, our collection of handles includes something to suit every taste and your selected style can greatly enhance your chosen kitchen.

Ha205 Brass Edge handle, 160mm centres. **Ha202** Brushed Anthracite Edge handle, 160mm centres. **Ha127** Brushed Nickel Edge handle, 160mm centres. **Ha206** Brass Edge handle, 200mm centres. **Ha203** Brushed Anthracite Edge handle, 200mm centres. **Ha128** Brushed Nickel Edge handle, 200mm centres. **Ha213** Brass effect Edge handle, 80mm centres. **Ha212** Black Matt Edge handle, 80mm centres. **GPTMB** Gola Matt Black handle-less top rail. **GPTMW** Gola Matt White handle-less top rail. **GPTBE** Gola Matt Bespoke Painted handle-less top rail. **GPTS** Gola Anodised Steel handle-less top rail. **GPMS** Gola Anodised Steel handle-less mid rail. **Ha 133** Matt Black/Copper T-bar, 160mm centres. **Ha171** Brushed Nickel D handle, 160mm centres. **Ha169** Chrome D handle, 160mm centres. **Ha173** Black D handle, 160mm centres. **Ha170** Chrome D handle, 320mm centres. **Ha172** Brushed Nickel D handle, 320mm centres. **Ha174** Black D handle, 320mm centres. **Ha159** Chrome bridge handle, 160mm centres. **Ha160** Chrome bridge handle, 320mm centres. **Ha161** Matt Black bridge handle, 160mm centres. **Ha162** Matt Black bridge handle, 320mm centres. **Ha165** Twix Chrome/Black handle, 160mm centres. **Ha166** Twix Chrome/Black handle, 320mm centres. **Ha168** Twix Black/Chrome handle, 320mm centres. **Ha167** Twix Black/Chrome handle, 160mm centres. **Ha158** Copper T-bar handle, 320mm centres. **Ha157** Copper T-bar handle, 192mm centres. **Ha130** Brushed Nickel Slim handle, 320mm centres. **Ha92** Chrome D handle, 160mm centres. **Ha90** Brushed Nickel D handle, 160mm centres.



DRAWER OPTIONS

You'll want to keep your new kitchen neat and tidy. Our selection of practical, durable and beautiful dovetail drawer boxes will help you maintain order and tidiness in even the busiest kitchen.

So you can always lay your hands on exactly what you need, our versatile drawer options help to store and separate pots, pans, cutlery and utensils, both neatly and safely.



