

FIRST IMPRESSIONS

Since 1987, First Impressions have been designing and distributing Italian kitchens of real distinction. Now over 30 years later, we are one of the UK's leading suppliers of premium kitchen doors, handles and accessories.

Through a combination of modern designs, exceptional materials and our long-established relationships with many of Europe's leading manufacturers, we set the new standard in quality, innovation and choice.

Backed by an extensive expert team of independent retailers that are committed to delivering the best possible service to you, why not make First Impressions your first choice for kitchens.



fikitchens.co.uk



THE HEART OF YOUR HOME

Supper for one or dinner with friends, make your beautiful First Impressions kitchen the place where it all happens.


Because our kitchens are built better to last longer, every one of our stunning contemporary designs will make a real statement in your home for many years to come.

Introduction to Our Modern Range	04
Bespoke Colour Options	10
Slab & True Handleless Ranges	18
J-Handle Ranges	32
Finishing Touches	58
Brochure Directory	74

DESIGNED FOR MODERN LIVING

Combining real craftsmanship, expert knowledge and the latest designs and manufacturing innovations, our modern kitchen collection reflects all of today's best kitchen trends.

Stylish and superiorly built, our kitchens incorporate innovative storage solutions and offer a wide range of configuration options, making them the perfect and flexible choice for your home and life.





BUILT TO LAST


Good design needs to be many things. As well as being beautiful and functional, your new kitchen should be highly durable; designed and built to withstand the stresses of everyday life for many years to come.

By incorporating materials that are resistant to scratching and moisture ingress, every First Impressions kitchen is built to last. So whichever kitchen you choose, you never need to compromise on quality.

TRENDS & DESIGN

Looking for cutting edge features and bold designs to make your kitchen stand out? Or something sleek and simple? Here, our three style boards demonstrate the latest colour and product combination trends.

Pink tones and shimmering finishes can highlight the smoothness of handleless designs, while dark backdrops such as Foundry Black Steel blend perfectly with brass and organic tones for a truly standout effect.



Pair pinks and shimmering finishes with handleless designs for a charming and fresh look.



Introduce warmth by combining deep reds and coppers with greys and organic tones such as oak and stone.



Dark backdrops such as the Foundry Black Steel when mixed with bold hints of brass and organic tones can make for a truly standout design.



BE CREATIVE WITH COLOUR, GO BESPOKE

In addition to a range of stock colour finishes, many of our fabulous designs are available in a choice of bespoke colours and textures to bring a more personalised feel to your new kitchen and better reflect your particular tastes.

Creating a colour scheme	12
Bespoke colour options	14

HOW TO CREATE A COLOUR SCHEME

Layout and lighting

The size of your room and the lighting available will dictate which colours will work best within it. For example, using dark shades in a small room that only has limited lighting, (particularly from natural sources), will give a gloomy impression overall.

Whereas, using lighter tones in areas where there are wall cabinets will add a sense of contrast while helping to give the room a brighter feeling. In general, larger, well-lit rooms give the greatest scope when it comes to experimenting with colour.

Neutral colours

Neutrals are an excellent choice where space is at a premium as they can make a room seem lighter and larger. Using a single shade throughout or mixing similar tones together can create a clean and classic look.

Contrasting colours

Neutral shades can also be used to offset contrasting shades, and using hues that are opposite in colour or tone can help to divide a space into different areas or to create an interesting focal point.

Bold colours

Bringing bold colours into a room can help to add impact and energy. Strong tones are a good way to highlight features such as shelving, islands and freestanding units. However, care is needed to ensure the bold shades used add punch to the overall scheme, rather than dominate it.

Try a sample

As colours can look different depending on lighting conditions, we highly recommend you request a sample door before finalising your choice and ordering your kitchen.



BESPOKE MATT FINISHES

These symbols indicate that a design is available in a choice of bespoke matt painted finishes or a RAL matched colour. The full range of bespoke colours is shown overleaf.

Bespoke paint colours

Our carefully selected palette features 28 of the most beautiful colours, including two new shimmering finishes; Rose Gold and Gold Dust.

RAL colours

Where your preferred colour is not available within our range of bespoke paint finishes, we may be able to reproduce exactly what you are looking for through our RAL colour-matching service.



BESPOKE FOUNDRY, GLOSS AND METALLIC FINISHES

These symbols denote that a kitchen is available in a bespoke foundry, gloss or metallic finish. The full range of colours are shown overleaf.

From the bold and adventurous to the subtle and muted, we offer a range of 16 gloss and 3 metallic finishes from across the colour wheel.

Manufactured and painted in Italy to the highest quality, each gloss-finished design has a superior lustre and depth that is highly reflective and extremely durable, giving a glass-like appearance and adding a premium feel to any space.



Choosing the right colour is all down to your personal taste, and selecting a shade from our bespoke range will help you to create an altogether more unique and individual space.

BESPOKE COLOUR OPTIONS





In addition to a range of stock colour finishes, many of our fabulous designs are available in a choice of bespoke colours to bring a more personalised feel to your new kitchen and better reflect your particular tastes.







MATT PAINTED FINISHES

			
Graphite	Slate Grey	Ink Blue	Dark Blue
			
Paradise Blue	Steel Blue	Stone Blue	Duck Egg
			
Mineral	Eucalyptus	Forest Green	Luna
			
Winter Teal	Windsor	Light Grey	Savanna
			
Dusky Pink	Lilac	Sage	Mussel
			
Warm Grey	Dove Grey	Calico	Cream
			
Porcelain	White		

FOUNDRY FINISHES

	
Tarnished Brass	Tarnished Copper
	
Black Steel	Charcoal

INDUSTRIAL LAMINATES

	
Oak*	Concrete*
	
Lava*	Rust*


GLOSS FINISHES

		
Olive	Lake Como	Piazza Granite
		
Sorrento Orange	Dolce Vita	Italian Velvet
		
Verona Red	Twilight	

METALLIC FINISHES

		
Iridescent Moon	Pink Champagne	Shimmering Grey

SHIMMERING MATT FINISHES

	
Gold Dust	Rose Gold

Please note The colours shown here are a digitally printed representation of our paint colours and are as accurate as the printing process allows. Colour has the ability to look very different depending on the light source. For this reason we highly recommend that you request a sample door before you commit to an order.

*Edged laminated product.



MODERN DESIGN AT ITS VERY BEST

Helping to refresh your space and update the look of your home, our contemporary designs reflect all the very latest kitchen trends.



SLAB & TRUE HANDLELESS RANGES

Simple, effective, enduring - slab doors are never out of fashion. Choose from our large selection of handles, or try handleless for an even smoother, sleeker effect.

Cosdon range

20

COSDON RANGE

Cutting edge Italian painted textured detailing, combined with gloss and matt finishes and true handleless doors and drawers make Cosdon a truly exciting range.



Cosdon is available from stock in Cream (gloss only), White, Light Grey, Mid Grey, Porcelain and Savanna in both Gloss and Matt and all bespoke colours and finishes. See page 12 for more details.



Keep it minimal with a true handleless design. Shown here in Gloss Savanna.

(below) Feature larder/oven housing unit in Foundry Charcoal
(right) Island in Gloss Savanna and Silestone Kensho worktop.



Painted in our bespoke colour Dusky Pink, the handleless rail system extends the use of colour through the kitchen.





(left) Porcelain Matt paired with Dusky Pink. (above) Use oak dovetailed drawer boxes to contrast with the contemporary kitchen design. A simple touch which we feels gives it a homely look.



Featured here in White and Paradise Blue, the kitchen cabinetry is clean lined and minimal. White painted matt doors amplify the feeling of light and space, while the island in Paradise Blue adds a pop of colour.



(left) The handle-less rail profile painted in Paradise Blue contrasts with the white and echoes the colour used on the island. (above) Decorative and practical, the oak shelving adds a visual interest while keeping convenient items within reach.



J-HANDLE RANGES

Built into the door, the J-Handle provides both ease of access and a clean, tidy look. The range includes Aconbury matt and Welford gloss, with the option to combine the two.

Aconbury Range	34
Welford Range	46

ACONBURY RANGE

The simple aesthetics of Aconbury are ideal for those who want a pure and streamlined look. The sense of clean, uncomplicated design is continued by the way the handles are incorporated within the doors. To take it to another level, the Aconbury can be combined with the Welford Gloss range.

Aconbury is available from stock in Mid Grey, Porcelain, Silver Grey and Savanna. It is also available in our 28 bespoke paint finishes and RAL matched colours. See page 12 for more details.





Featured here in Winter Teal and Graphite opposite and below, this colour combination creates a really sophisticated, modern look.





Featured here in a cool pairing of Porcelain and our bespoke colour Luna, the matt doors are also available in stocked colours of Mid Grey, Silver Grey and Savanna, as well as a wide assortment of bespoke colours to make the kitchen truly your own.



Featured here in bespoke painted Luna, the Aconbury door incorporates a handle into the 22mm thick door for a totally streamlined look.

Go for a bold look with bespoke Graphite and Foundry Tarnished Copper, combined with softer tones such as Silver Grey, results in a striking but well-balanced arrangement.



(below) To keep the effect going, extend the style, material and colours of your kitchen to other rooms and items of furniture. (top right) Add strip lighting to provide additional lighting under cupboard space. (bottom right) End corner posts continue the top handle groove, giving the island a smooth, linear design. They are available square or curved.



WELFORD RANGE

Balancing clean, flowing lines with gently rounded edges, the Welford range is perfectly optimised for any kind of kitchen. For something altogether different, the Welford is also available in both bespoke gloss and bespoke matt painted finishes.

Welford is available in a choice of Bright White, Cream, Savanna, Graphite, Grey, Sky Blue and Willow finishes, you can use them on their own or create your own unique combination. See page 12 for more details.



Featured here units are displayed here in Gloss White from our standard range. We've made a feature of the island by pairing Trivi Blue from our bespoke gloss range.





(left) Our Italian painted doors ensure that a deep glossy level is achieved.
(above) Hidden handles help to make for a completely contemporary look, and the Welford gives you the freedom to experiment with colours and combinations.

Featured in Graphite and Savanna, this Welford kitchen has been designed with multi-functionality in mind. Tall larders and wall units increase storage and maximise space while a rounded island serves as the main food prep area and seating for the dining table.



(below) Graphite combines with Savanna, creating a striking combination.
(right) The smooth rounded island makes use of both curved doors and radius posts.





The cabinetry in this kitchen is predominantly painted in Grey, with Willow featured on the island.



Pairing White with Sky Blue in this design ensured for a light and bright space that would feel open and airy any the time of year.



FINISHING TOUCHES

From handles that complement your chosen doors to neat ideas for organising your drawers, we offer a wide range of accessories to finish your new First Impressions kitchen in real style.

Handles	60
Drawer Options	62
Storage	66
Door Directory	70
Brochure Directory	74

HANDLE OPTIONS

Finely designed and precision manufactured in a range of materials and finishes, our collection of handles includes something to suit every taste, and your selected style can greatly enhance your chosen kitchen.




Ha128 Brushed Nickel Edge handle, 200mm centres. **Ha127** Brushed Nickel Edge handle, 160mm centres. **Ha174** Black D handle, 320mm centres. **Ha172** Brushed Nickel D handle, 320mm centres. **Ha170** Chrome D handle, 320mm centres. **Ha169** Chrome D handle, 160mm centres. **Ha173** Black D handle, 160mm centres. **Ha171** Brushed Nickel D handle, 160mm centres. **Ha137** Brushed Nickel D handle, 160mm centres. **Ha135** Chrome D handle, 160mm centres. **Ha39** Chrome/Grey square D handle, 160mm centres. **Ha133** Black and Copper T-bar, 160mm centres. **Ha90** Brushed Nickel D handle, 160mm centres. **Ha92** Chrome D handle, 160mm centres. **Ha53** Chrome bridge handle, 160mm centres. **Ha166** Black/Chrome Twix handle, 320mm centres. **Ha130** Brushed Nickel Slim handle, 320mm centres. **Ha158** Copper T-bar handle, 320mm centres. **Ha157** Copper T-bar handle, 197mm centres. **Ha161** Black Matt square D handle, 160mm centres. **Ha162** Black Matt square D handle, 320mm centres. **Ha160** Chrome square D handle, 320mm centres. **Ha159** Chrome square D handle, 160mm centres. **Ha167** Black/Chrome Twix handle, 160mm centres. **Ha168** Black/Chrome Twix handle, 320mm centres.



(opposite) With the flexibility to be configured however you choose, this clever drawer organisation system is a simple and very effective way to store your pots and pans, ready for when you need them. (above) Dovetail drawer boxes are a true sign of a superior quality build.

STORAGE

Whatever the size of your kitchen, you can create extra space with a wide range of innovative storage solutions. Anthracite or Anthracite with Oak Panelling options make them as stylish as they are practical.



(From left to right) Fiore Pantry Larder in anthracite with oak panelling, 600mm wide. Fiore Larder Pull-Out in anthracite with oak panelling, 300/400mm wide. Fiore 150 Pull-Out with Towel Rail in anthracite with oak panelling, 150mm wide.



(From left to right) Libell Magic Wall Pull-Down in anthracite, 900mm wide. Libell Sliding Corner Pull-Out in anthracite, 450-600mm wide. Libell 300 Pull-Out in anthracite, 300mm wide. Libell 150 Pull-Out in anthracite, 150mm wide. Fiore Magic Corner in anthracite with oak panelling.

DOOR DIRECTORY

Bringing together all the options in the First Impressions Modern Range, here is your comprehensive guide to all our doors and the finishes in which they're available.





All the designs in our Modern Range are available in a choice of stock colours, with selected kitchens also available in a number of bespoke matt, gloss and textured finishes. RAL colour matching is also an option on some designs. To find out more, look for the symbols shown and see page 12 for details.

MATT & GLOSS

Cosdon



Available in White, Cream (gloss only), Light Grey, Mid Grey, Savanna, Porcelain, bespoke gloss and bespoke matt colours. See page 15.

GLOSS ONLY

Welford



Available in Bright White, Cream, Graphite, Grey, Sky Blue, Willow, Savanna, bespoke gloss and bespoke matt colours. See page 15.

MATT ONLY

Aconbury



Available in Mid Grey, Porcelain, Silver Grey, Savanna, bespoke matt and Foundry colours. See page 15.

GLAZED/FRAMED

Aluminium



Silver Aluminium frames are available with black privacy glass or frosted glass.

Black Matt



Black Matt frames are available with black privacy glass.



Featured here Cosdon in Graphite with the Black glazed frames.

BROCHURE DIRECTORY

Our modern collection only scratches the surface of the many styles and designs on offer. If you're looking for more inspiration, or want to sample a different range, please consult our selection of brochures.



NOVA Range
Showcasing a range of bespoke styles, the Nova brochure presents our modern kitchens in their most exclusive form.



Timeless Range
From shaker styles to in-frame, our Timeless range is the perfect match for more classic or rustic decor.