



HENRY BURBIDGE ESTABLISHED HIS
WOODWORKING COMPANY IN 1867.
EVOLVING OVER THE DECADES IT
NOW HAS THE FIFTH GENERATION
AT THE HELM.

We are still family owned; still manufacturing in the UK and still drawing on a rich woodworking heritage with an extensive collection of kitchens that spans timeless classic timber styles, to those that boast the latest contemporary designs and finishes.

Thanks to this legacy of working with wood, we boast unrivalled expertise when it comes to crafting your kitchen; a talented team of designers operate from our manufacturing site in Coventry, working alongside long-serving, highly-skilled craftsmen with an intimate knowledge of production methods.

Whether producing high quality timber doors, hand-spraying to reveal the subtle beauty of wood graining or using premium technology to create cleverly-engineered laminate finishes, you can rest assured that specialists are at work.

Of course, don't just take our word for it – we are proud to be awarded the prestigious Manufacturing Guild Mark by the Worshipful Company of Furniture Makers, the mark of excellence for furniture manufacturers, demonstrating the high level of craftsmanship that goes into producing our kitchens.

At Burbidge, we are also proud of our commitment to producing such innovative, premium quality kitchens with due care and respect for our environment. Our timbers and timber products are sourced from well managed forestry in Europe and North America and we use paints that guarantee colour-fastness whilst having a low environmental impact.

But above all, it is our passionate understanding of what makes a great kitchen that puts you in safe hands, as managing director Ben Burbidge concludes:

“ I LOOK AT THE BURBIDGE OF TODAY WITH GREAT PRIDE; WE ARE A SKILLED TEAM WITH A PASSION FOR DESIGN AND A COMMITMENT TO LEADING THE WAY IN KITCHEN MANUFACTURING - YOUR KITCHEN IS IN SAFE HANDS. ”



**Manufacturing
Guild Mark**

Awarded by The Furniture Makers' Company

LANGTON IN PAINTED MINK
WITH CUP HANDLE (K178)





CONTENTS

THE IN-FRAME COLLECTION

- 03 Langton
- 11 Petworth
- 17 The Details
- 19 Salcombe
- 25 Tetbury

THE CLASSIC COLLECTION

- 33 Chartwell
- 37 Gresham
- 43 The Details
- 45 Erin
- 49 Stowe
- 53 Marlow
- 55 The Details

SIMPLY BURBIDGE

- 59 Kew
- 65 Finsbury
- 71 The Details
- 73 Barnes

79 In-Frame, Classic and Simply Burbidge Finishes

THE CONTEMPORARY COLLECTION

- 83 Otto
- 91 The Details
- 93 Otto
- 101 Malmö
- 109 The Details
- 111 Malmö
- 119 Isala

123 Contemporary Finishes

125 Range Finish Grid

127 Worksurfaces

131 Doors and Drawers

135 Handles and Knobs



LANGTON IN PAINTED GRAVEL AND SEAL GREY
WITH T-BAR (K166) AND HINGE (H5)

THE – IN-FRAME – COLLECTION

GIVEN THE BURBIDGE WOOD-CRAFTING HERITAGE, IT IS NO SURPRISE THAT OUR RANGE SHOULD BOAST THE INCLUSION OF IN-FRAME KITCHENS.

Drawing on traditional cabinetry, these kitchens are expertly produced to form a unique final look by attaching a frame to the front edge of a kitchen unit and then placing the doors within the frame.

That we have been awarded the prestigious Manufacturing Guild Mark – the mark of excellence for furniture manufacturers – demonstrates the high level of craftsmanship that goes into producing our In-Frame Collection. The collection embodies authenticity and thanks to the use of premium materials and hand-made detailing, the durable, timeless designs represent the very best in luxury kitchens.

At Burbidge, we take colour seriously because we know how much it matters when stamping personality on your home or looking to lift a living space. A Burbidge in-frame kitchen can be personalised using our stunning palette of 25 painted finishes. Whether being used as mono colour, in co-ordinating accents or mixed with Natural Oak finishes, your kitchen is hand-sprayed with these on-trend shades in our UK factory. Or if a specific colour is required then our Bespoke Painted service will accurately match to a colour swatch from any paint manufacturer.

Thanks to decades in the business, we recognise that the concept of a dream kitchen is unique to the individual. So, alongside premium quality, what unites the collection is the ability to factor in a wealth of made to measure features and bespoke elements – such as curved doors and mantels – in line with your individual needs. Factor in the inspiring detailing add-ons for each range and this becomes a highly irresistible personalisation pick and mix exercise.





LANGTON IN PAINTED MINK AND PUTTY
WITH KNOB (K167) AND HINGE (H5C)



LANGTON

LANGTON

Langton takes the quintessential English shaker-style into a new, statement-making era, by distinctively blending our superior UK craftsmanship and carefully-specified materials, with the well-considered features that modern living demands. Such craftsmanship delivers authenticity from top to bottom and creates a sophisticated look that is driving current kitchen trends. Equally on trend is mixing a more contemporary pared down look within such a premium kitchen – see how we have incorporated simple slab style drawer sets against the shaker doors for example.

Thinking carefully about the overall look and the finishing touches can take the Langton into a spectacular class of its own. Sweepingly high cornice and upstands crown the cabinets to elevate the period elegance in every sense. At the base, decorative plinths create authentic character with the smart moulding giving a more solid appearance that is true to the original ethos of the in-frame design.

The gentle, but solid lines of the Langton in-frame design work effortlessly across freestanding features and sizeable units alike. Finishing touches such as dovetail timber drawer boxes and attractive decorative hinges ensure the look of luxury is permeated throughout.

RANGE HIGHLIGHTS

PAINTED FINISH / CURVED DOORS / GLASS DOORS / DECORATIVE CORNICE & PLINTH



ABOVE LANGTON IN PAINTED MINK AND PUTTY WITH CUP HANDLE (K178) AND KNOB (K167)
OPPOSITE LANGTON IN PAINTED MINK AND PUTTY WITH KNOB (K167) AND HINGE (H5C)



LANGTON

LANGTON





ALL IMAGES LANGTON IN PAINTED OLD NAVY AND SOFT GREY WITH T-BAR (K166)



ALL IMAGES LANGTON IN PAINTED GRAVEL AND SEAL GREY WITH KNOB (K149), T-BAR (K166) AND HINGE (H5)



LANGTON

PETWORTH IN PAINTED FRENCH GREY
WITH KNOB (K135)





PETWORTH



TOP PETWORTH IN PAINTED SEAL GREY WITH CUP HANDLE (K180) & KNOB (K175)
BOTTOM LEFT PETWORTH IN PAINTED GRAVEL AND SEAL GREY WITH KNOB (K177)
BOTTOM RIGHT PETWORTH IN PAINTED GRAVEL WITH KNOB (K175)
OPPOSITE PETWORTH IN PAINTED GRAVEL AND SEAL GREY WITH CUP HANDLE (K180) & KNOBS (K175 / K177)



PETWORTH



PETWORTH

PETWORTH

A masterclass in crafted cabinetry, Petworth offers a timeless design that is available in a Natural Oak or Painted finish. We think that thanks to its attractively simple shaker lines, Petworth comes alive with the natural warmth and welcoming beauty of wood or when splashed in colour. Take inspiration from how we've used colour, then choose from the extensive Painted palette – or go Bespoke Painted. Of course, there is also the increasingly popular option of blending the painted and natural oak finish to give this iconic shaker style added appeal.

A carefully-chosen mix of accessories; smart curved, glazed and feature decorative doors help you to build in further character and personal preferences. Take a look at how we've used features such as the over-mantel and spice drawer with tray sets to inject premium period finishing touches.

RANGE HIGHLIGHTS

NATURAL OAK OR PAINTED FINISH / CURVED DOORS / GLASS DOORS / UNIQUE ACCESSORIES



ALL IMAGES PETWORTH IN NATURAL OAK WITH KNOB (K134)



THE - DETAILS -

FREESTANDING ELEMENTS, SUCH AS DRESSERS AND LARDERS, CAN HELP MAXIMISE THE USABILITY OF YOUR SPACE.

They benefit not only the overall look but can also provide welcome additional storage and work surfaces. Use these beautiful pieces of cabinetry to store food and everyday kitchenware out of sight, making for both a functional and decorative use of space.

Freestanding dressers can also be great statement pieces and can be easily moved within your space offering a simple yet effective way to subsequently update your layout without a full re-design. Try opting for a style with glass doors to display your favourite pieces of china and glassware without hiding them away. You can also flex your freestanding pieces in line with your design preferences – using them to add statement colours and finishes, or naturally co-ordinate with an overall kitchen style. Why not add in some neat little features such as chopping blocks, wine racks and shelves for recipe books

Of course, an uncluttered interior is the best way to make these free-standing pieces really shine. So, count on our well-honed storage solutions to enjoy an increased capacity and a sense of order that will make your kitchen work like a dream.

■ LANGTON IN PAINTED OLD NAVY WITH
T-BAR HANDLE (K166)

■ LANGTON IN PAINTED GRAVEL AND SEAL
GREY WITH KNOB (K149), T-BAR HANDLE
(K166) AND DECORATIVE HINGE (H5)

■ SALCOMBE IN PAINTED CHARCOAL WITH
CUP HANDLE (K150), KNOB (K149) AND
BUTT HINGE (H3)

■ STOWE IN MATT LIGHT GREY WITH
HANDLE (K147)



SALCOMBE

SALCOMBE IN PAINTED CHALK WITH
CUP HANDLE (K150), HINGE (H3) & KNOB (K149)



SALCOMBE

Salcombe is a quintessentially English design that easily creates a relaxed and homely kitchen space thanks to the pleasing detail and character that we've been sure to incorporate into the door styling. Added informality is achieved through eclectic mixing – balancing simple slab door styles with their heavily beaded counterparts.

Smart decorative features such as practical bottle store units, chopping boards and tray sets add to the period feel, whilst injecting thoughtful additions that are essential for everyday living. As befits a kitchen worthy of inclusion in our premium In-Frame Collection, a tasty spread of made to measure sizes helps you create a design which fits perfectly to the dimensions of your home – because as we know, a happy kitchen space is one that is shaped around you.

After being hand sprayed in our UK factory, Salcombe features a rich matt finish that reveals the subtle beauty of the ash woodgrain beneath. Personalisation through colour is easily achieved with our extensive Painted palette – go mono; mix and blend or take the ultimate Bespoke Painted option.

RANGE HIGHLIGHTS

PAINTED FINISH / CURVED DOORS / GLASS DOORS / UNIQUE ACCESSORIES



ABOVE SALCOMBE IN PAINTED CHALK AND CHARCOAL WITH CUP HANDLE (K150), KNOB (K149) AND HINGE (H3)
OPPOSITE SALCOMBE IN PAINTED CHALK WITH CUP HANDLE (K150), KNOB (K149) AND HINGE (H3)



SALCOMBE



SALCOMBE



ALL IMAGES SALCOMBE IN PAINTED CHALK AND LEAD WITH KNOB (K149) AND HINGE (H3)



TETBURY IN NATURAL OAK WITH KNOB (K144)



TETBURY

TETBURY

This stunning Tetbury kitchen is one of several from the In-Frame Collection that is available in timeless Natural Oak or can be personalised and styled with painted colour. When opting for the former, our environmentally responsible, high quality timber doors create a beautiful natural finish that highlights the many design focal points. A painted finish enhances the delicate beading element and shows that this is a range that can endure changes in fashion.

Use the grand lines of this solid timber in-frame design to create a striking and spacious working space, whilst using the non-standard door sizes and bespoke accessories to tackle tricky corners, produce softer and more intimate areas for relaxed living – or just supersize this already high-end kitchen. We're talking about made to measure over mantels plus a selection of cornices, pilasters and decorative pieces that add sophisticated design tweaks and character must-haves.

Other tailoring touches include intricate mullioned glass doors and we are also big fans of the ancillary chest – a gorgeous unit that boasts practical storage with deep pan drawers to house key cookware pieces or the most extensive collections of tableware, plus neat little drawers for anything and everything.

RANGE HIGHLIGHTS

NATURAL OAK OR PAINTED FINISH / CURVED DOORS / MULLIONED GLASS DOORS



ABOVE TETBURY IN NATURAL OAK WITH KNOB (K144)
OPPOSITE TETBURY IN NATURAL OAK AND PAINTED SOFT MOSS WITH KNOB (K144)



TETBURY



TETBURY



ALL IMAGES TETBURY IN NATURAL OAK AND PAINTED SOFT MOSS WITH KNOB (K144)



GRESHAM IN PEWTER WITH HANDLE (K171) AND T-BAR (K170)

THE – CLASSIC – COLLECTION

A COLLECTION OF BEAUTIFUL,
TIMELESS DESIGNS BUILT AROUND
CLASSIC KITCHEN STYLES THAT DON'T
COMPROMISE ON CRAFTSMANSHIP.

As you would expect from a longstanding manufacturer of premium kitchens – and holder of the prestigious Manufacturing Guild Mark – our Classic Collection boasts kitchens that are packed with bespoke and made to measure options to ensure that your scheme is lovingly crafted around your needs and tastes.

A Classic Burbidge kitchen can be personalised to these tastes through our stunning palette of 25 painted finishes. We closely examine colour trends and current mood boards to find these on-trend shades and our painted-to-order kitchens are hand-sprayed in our UK factory.

For those of you who wish to put your own unique stamp onto the finish of your new kitchen, turn to our Bespoke Painted service where we will accurately match your painted kitchen to a colour swatch from any paint manufacturer.

And for the timber lovers, opt for the Classic Collection styles that are also available in Natural Oak – a definitive classic. At Burbidge, we carefully specify our timbers with due care and respect for our environment, sourcing product from well managed forestry in Europe and North America, so you can rely on us to produce a premium quality, hard wearing product.





CHARTWELL IN PAINTED BONE AND SOFT GREY
WITH CUP HANDLE (K185) AND KNOB (K186)



CHARTWELL

CHARTWELL

Our passion for using only the finest quality materials runs through to the design of Chartwell Painted. The luxury painted finish of Chartwell subtly reveals the delicate figuring of the door's solid ash woodgrain framing beneath. This well-crafted door design references the past, but feels fresh and contemporary. The neat detail line which runs around the door gives the impression of being an authentic in-frame kitchen, yet, as a standard door, Chartwell is in fact an affordable and stylish alternative.

Pictured here in the calming neutrals of Soft Grey and Bone, Chartwell has an appealing look that will most definitely stand the test of time. With a stunning palette of colours to choose from there are many winning combinations possible, ranging from the cool tones of Pale Smoke and Bone through to the more indulgent tones of Charcoal, Baltic Green or Prussian Blue.

Adding character to your Chartwell kitchen scheme is easily possible with the application of elegant accessories such as pilasters, an overmantel and tongue and grooved panels, as well as curved and glazed doors. Finishing touches are important and these English Bronze cup handles and knobs provide a warming and sophisticated effect, whatever the space - completing this premium look.

RANGE HIGHLIGHTS

PAINTED FINISH / CURVED DOORS / GLASS DOORS / MADE IN THE UK



ABOVE CHARTWELL IN PAINTED BONE AND SOFT GREY WITH CUP HANDLE (K185) KNOB (K186)
OPPOSITE CHARTWELL IN PAINTED BALTIC GREEN WITH CUP HANDLE (K185) AND KNOB (K186)



CHARTWELL



GRESHAM IN PAINTED PEWTER AND PUTTY WITH HANDLE (K171) AND T-BAR (K170)



GRESHAM

GRESHAM





ALL IMAGES GRESHAM IN PAINTED PEWTER AND PUTTY WITH HANDLE (K171) AND T-BAR (K170)

GRESHAM

The painted finish of Gresham design reveals the subtle beauty of the ash woodgrain beneath. We do the hard work by hand spraying the timber doors in our UK factory – your task is to take your pick from the 25-strong colour palette or hand us a swatch of your own hue if you can't quite find your perfect match.

Inspired by traditional panelling and combining an elegant slim framing with a deep interior profile, the resulting look of Gresham lets you step away from a customary shaker design and gently move towards a more stylised and altogether sleeker feel.

Creating stand-out interest by mixing and matching accessories is at the heart of our Classic Collection – Gresham is a shining example of how detailing such as glass doors and on-trend open shelving can uniquely enhance your kitchen.

We've added high-quality T-bar knobs and matching handles in an antique grey finish to complete this neat and contemporary design. Fulfil your own preferences, by choosing from a wide choice of handles because we know that every detail matters when it comes to specifying your new kitchen. These small design elements can have a big impact on the overall feel of a kitchen and is something that you'll be looking at and touching every single day.

RANGE HIGHLIGHTS

PAINTED FINISH / CURVED DOORS / GLASS DOORS / UNIQUE ACCESSORIES



ALL IMAGES GRESHAM IN PAINTED MINK AND CASHMERE WITH T-BAR (K169)



GRESHAM



THE - DETAILS -

UNCLUTTERED INTERIORS ARE THE BEST WAY TO MAKE YOUR WELL-DESIGNED EXTERIORS REALLY SHINE. OUR EXPERIENCE HAS SHOWN THAT EVERY CORNER AND SURFACE CAN HAVE STORAGE POTENTIAL.

Invest time at the planning stage of your kitchen to maximise every area of your design to create a well-functioning uncluttered, streamlined space. Sprinkle a good measure of decluttering into the busy kitchen with door hung internal spice racks, and practical shelving within larders whilst stylish built-in tray and chopping board sets cleverly unlock space and keep surfaces perfectly neat and tidy.


Take a fresh look at classic wall space solutions such as plate racks and shelving which can deliver on both function and display terms – and don't forget that a pinch of colour can work wonders here, elevating your daily storage into feature pieces.

We believe that great design and high quality needn't stop once out of sight – which is why dovetail timber drawer boxes and internal drawer fronts available in Natural Oak or laminate finish options are becoming so popular.

 NATURAL OAK PLATE RACK

 NATURAL OAK SOLID TIMBER DOVETAIL DRAWER BOXES

 NATURAL OAK DOOR HUNG SPICE RACK AND INTERNAL DRAWER FRONTS

 NATURAL OAK IN-FRAME TRAY AND SPICE DRAWER SET

ERIN



ERIN IN NATURAL CHARACTER OAK WITH PAINTED GOOSEBERRY WITH KNOB (K136)



ERIN

Erin offers a strong, timber look thanks to its chunky, wide frame in Natural Character Oak. The design lets the warmth of natural wood graining run deep across doors and drawers and is wrapped with classic curves to more than whet a timber lover's appetite.

This premium kitchen cleverly maximises the beauty of unaltered timber and the wild-graining of European oak. It is a wonderfully traditional style that is sewn into our heritage, but Erin's lines also beautifully lend themselves to a painted, more contemporary finish.

The deep angled inside profile and wide framing provide perfect definition for a host of colours, whether solely painted or in statement sections to combine with Natural Oak.

The design can also be dialled up by blending in bespoke features that are available for the fine kitchens of the Classic Collection, such as made to measure door sizes, pierced motif feature doors and open units.

RANGE HIGHLIGHTS



NATURAL OAK OR PAINTED FINISH / CURVED DOORS / GLASS DOORS



ABOVE ERIN IN NATURAL CHARACTER OAK AND PAINTED PEWTER WITH HANDLE (K164)
OPPOSITE ERIN IN NATURAL CHARACTER OAK WITH KNOBS (K136 / K137)



ERIN





STOWE



STOWE

STOWE

A smooth choice in every sense; the matt painted finish creates a contemporary feel; simple lines look crisp and clean and a durable finish makes the Stowe kitchen family living-friendly. And less can easily be more when you start to incorporate premium details such as curved and glazed doors or bold handle designs.

With such smooth, quality lines, Stowe is a flawless blank canvas for colour. Mix and match from our carefully-curated palette of 25 shades or inject your own variations through the Bespoke Painted colour match service, to add depth and bring the striking Stowe scheme to life.

Use this kitchen design to ignite your senses. Enjoy its tactile, super smooth on-trend finish and take your pick from our accessories to elevate its simplicity. We're talking framed end panels and sweeping cornices to create impact and character.

RANGE HIGHLIGHTS

LIGHT GREY, PORCELAIN OR PAINTED FINISH / CURVED DOORS
GLASS DOORS / SMOOTH TO THE TOUCH



ALL IMAGES STOWE IN MATT PORCELAIN AND PAINTED FJORD GREEN WITH KNOB (K149)

MARLOW

With timber innovation woven into our heritage, little wonder that Marlow is cleverly engineered to replicate the beauty of real painted timber.

We believe that whichever end of the kitchen budget spectrum you are working to, you deserve to choose from the very best design and quality credentials. Marlow is smartly-engineered to fit the bill for those on a tighter budget, yet absolutely doesn't compromise on construction excellence. This five-piece crafted vinyl wrapped door is designed to replicate the beauty of real painted timber and is available in the popular shade of Alabaster.

Well-considered practical internal fittings are also available to maximise storage in this substantial, wide frame shaker style kitchen. And as part of the premium Classic Collection, don't forget that a host of details are available to inject a personalised touch, such as a selection of handle designs, together with curved and glazed doors.

RANGE HIGHLIGHTS


CURVED DOORS / GLASS DOORS / WOOD GRAIN EFFECT FINISH



ABOVE & OPPOSITE MARLOW IN IVORY WITH KNOB (K52)



MARLOW



THE – DETAILS –

COLOUR IS A POWERFUL DESIGN TOOL THAT CAN BE USED TO ADDRESS YOUR SPECIFIC NEEDS.

You might want to make a space feel brighter and wider; to better link a kitchen through to a living space; draw the eye towards features worth highlighting, or simply express your personality and colour preference.

So however you want to use colour in your kitchen, you can rely on the extensive Burbidge painted palette because it has been reassuringly built around key colours; offering shades that naturally blend together and that are currently taking centre stage in many homes. These are colours that really can work wonders in a range of spaces, that pair beautifully with natural materials and provide perfect bases to build upon.

Increasingly popular neutrals have been chosen to effortlessly create warm and welcoming spaces and we've also included bold options that powerfully alter the mood of a kitchen, especially when used with contemporary gloss or ultra-smooth finishes to inject extra depth and interest.

But if you're not ready for a big colour statement or an uninterrupted palette, then take inspiration from how we've introduced bold shades on elements within the kitchens freestanding larders, contrasting islands or add clever pops of colour across feature shelves and accent wall cabinets.

Twenty-five shades are available for you to choose the perfect colour combination for your kitchen scheme, but if can't find your perfect match, then opt for the ultimate in personalisation – our Bespoke Painted service. We can accurately match your painted kitchen to a colour swatch from any manufacturer.

■ MALMÖ IN MATT LEAD AND CASHMERE


■ OTTO IN MATT OLD NAVY AND SOFT GREY

■ KEW IN PAINTED SOFT GREY

■ LANGTON IN PAINTED GRAVEL AND SEAL GREY

■ BARNES IN PAINTED ALABASTER AND FJORD GREEN

■ OTTO IN A BESPOKE COLOUR, MATT MINK AND DARK WALNUT WITH ANTHRACITE HANDLE-LESS RAIL



BARNES IN PAINTED ALABASTER AND SOFT MOSS
WITH CUP HANDLE (K182) AND KNOB (K181)

THE
– SIMPLY BURBIDGE –
COLLECTION

WHATEVER YOUR KITCHEN BUDGET,
WE BELIEVE YOU DESERVE TO CHOOSE
FROM THE VERY BEST DESIGN AND
QUALITY CREDENTIALS, WHICH IS WHY
WE HAVE DRAWN ON OUR HERITAGE TO
CRAFT THE SIMPLY BURBIDGE RANGE
OF THREE DISTINCTIVELY-STYLED,
YET OFF THE SHELF, KITCHENS.

You can rely on our in-depth colour know-how which has shaped the choice of the four on-trend paint finishes available from stock: Alabaster, Putty, Soft Grey and a new, more intense Seal Grey. And take your pick from a similarly pared down, but carefully-chosen, collection of accessories.

However, the added attractiveness of Simply Burbidge is that if you do want to play around with colour options to create statements, clever contrasts or enhance living zones, then take your pick from the 25-strong complete Painted palette or even more confidently, opt for Bespoke Painted.

SIMPLYBURBIDGE





KEW

A fresher, sharper take on the traditional shaker form, with a luxury painted finish that reveals the desirable and unique patterning of the solid ash framing.

Kew adds an easy sense of space to your kitchen, thanks to lengthening lines and the soft neutrality of the Simply Burbidge range palette. Hide away everyday crockery and food stuffs with integrated shelving and plate racks – or confidently display with on-trend decorative open units in a variety of sizes.

From our UK manufacturing site, we can expertly create curved doors for this range along with made to measure kitchen door sizes, because we know your kitchen and the space within it should be unique to you.

Embrace Kew's clean form by specifying strong rows of cabinetry and striking islands or turn to the two different glass door options available for this range – a simple frame or an elegantly mullioned glazed door to create showpiece features.

RANGE HIGHLIGHTS

PAINTED FINISH / CURVED DOORS / GLASS DOORS / MADE IN THE UK



SIMPLYBURBIDGE



ABOVE KEW IN PAINTED SOFT GREY WITH HANDLE (K147)
OPPOSITE KEW IN PAINTED SEAL GREY WITH HANDLE (K147)



KEW



KEW



ALL IMAGES KEW IN PAINTED MINK AND PUTTY WITH HANDLE (K147)

FINSBURY IN PAINTED SEAL GREY WITH CUP HANDLE (K150)



FINSBURY



FINSBURY

A defined design that wonderfully belies Finsbury's affordable price tag. Classically styled with beaded frame detailing, it is guaranteed to draw the eye and sits wonderfully in contemporary and traditional homes, both large and small.

This is a design that is the perfect backdrop whatever your unique interior style; so take pleasure in tailoring it to your exact space requirements and lifestyle needs. Dovetail choices from our carefully-chosen collection of handles and knobs, with a wealth of made-to-measure options such as bespoke door sizes, curved units and open units to experiment with the Finsbury profile.

Why not build in simple framed glass doors to this timeless scheme to keep precious glassware free from dust and moisture, as well as adding display interest and textures of light.

RANGE HIGHLIGHTS

PAINTED FINISH / CURVED DOORS / GLASS DOORS / MADE IN THE UK



SIMPLYBURBIDGE



ALL IMAGES FINSBURY IN PAINTED SEAL GREY WITH CUP HANDLE (K150)



FINSBURY



FINSBURY



ALL IMAGES FINSBURY IN PAINTED PUTTY WITH KNOB (K144)

THE - DETAILS -

WITH DECADES OF KITCHEN DESIGN EXPERTISE, WE KNOW THAT THE SMALLER DETAILS CAN HAVE A KEY IMPACT ON THE OVERALL SCHEME AND GLASS DOORS ARE ONE OF OUR CURRENT OBSESSIONS.

With these kitchen stalwarts witnessing a resurgence by being warmly welcomed in traditional and highly modern kitchens alike. Maybe it is the straightforward textural benefits that they bring – adding interest and light to a design. Think about using contrasting colours to set your glass door against your cabinet; typically lighter to add interior depth and colour distinction.

Whether in a simple frame or decoratively mullioned, they can effortlessly be used to inject additional character into a classic scheme or an eclectic tweak against a modern door style. Especially appealing is our availability of made to measure sizes, so why not incorporate some feature pieces such as decorative glass top boxes or elegantly proportioned banks of glass cabinets.

More minimalist kitchens are similarly embracing glass, tapping in to architectural letterbox shapes to offer suggestive glimpses into cabinets and opaque glazing for subtle texture.

But above all it seems to be a behavioural trend that is driving the popularity of glass doors and dressers. Homeowners want to proudly – and often creatively – display glassware and dinnerware, whether they are a hoarder of vintage favourites or a collector of co-ordinated cookware.

■ LANGTON TALL GLASS DOORS IN PAINTED GRAVEL

■ ISALA GLASS DOORS IN DARK ELM

■ GRESHAM GLASS DOORS IN PAINTED PEWTER

■ STOWE GLASS DOORS IN PORCELAIN

■ MALMÖ LETTERBOX GLASS DOORS IN GLOSS PORCELAIN

■ TETBURY MULLIONED GLASS DOORS IN NATURAL OAK



BARNES IN PAINTED ALABASTER AND
PEWTER WITH HANDLE (K163)





BARNES



BARNES

BARNES

Rest assured you are investing in great quality with the simple pared down look of Barnes which embodies the Simply Burbidge range commitment to quality construction and materials.

The stylish and practical off-the-shelf colours offer a mix of neutrals along with the more intense tones of Seal Grey, that perfectly match the way today's kitchen spaces are used, whilst enhancing the simplicity of this range's iconic shaker styling.

But if you want to create something more indulgent then just dive into the wider paint palette or even go for a bespoke colour burst.

We think a strong, stainless steel handle further reinforces this classic kitchen, but why not grab hold of a more delicate curved option or go for a cast iron effect finish to adorn your Barnes doors.

RANGE HIGHLIGHTS

PAINTED FINISH / CURVED DOORS / GLASS DOORS / MADE IN THE UK



SIMPLYBURBIDGE



ALL IMAGES BARNES IN PAINTED ALABASTER WITH HANDLE (K163)



ALL IMAGES BARNES IN PAINTED ALABASTER AND FJORD GREEN WITH KNOB (K177)



BARNES

IN-FRAME, CLASSIC & SIMPLY BURBIDGE FINISHES

We have carefully-curated a palette of 25 on-trend shades to create statements and beautiful contrasts against Natural Oak, plus colours that work hard in your kitchen; that affect mood, productivity, respect natural light and enhance existing living spaces.

A Burbidge kitchen can be personalised from our stunning palette of painted finishes. Our kitchens are expertly painted by skilled technicians in our UK workshop using paints that guarantee colour-fastness whilst having a low environmental impact. This quality commitment achieves perfect results, highlighting the subtle beauty of your kitchen's woodgrain beneath your colour, or creating flawless smooth matt finishes for our contemporary schemes.


If you can't quite find your perfect match from our palette or want to make a very confident colour splash, then turn to our Bespoke Painted service. Simply provide us with any paint manufacturer's reference, and we will produce an accurate match for your painted kitchen.



PAINTED



SOLID TIMBER



Please see page 127 for the finish availability guide.

Colour reproduction: due to variables between photographic and print processes, colour may vary from the actual product supplied. Swatches are available to order from your retailer.



OTTO IN ROSE WALNUT AND MATT LIGHT GREY
WITH TOP FITTING HANDLES K157 AND K158

THE – CONTEMPORARY – COLLECTION

OUR CONTEMPORARY COLLECTION OF KITCHENS SPANS AN ENTICING MIX OF BRITISH AND EUROPEAN DESIGN INFLUENCED SCHEMES. WITH THEIR MINIMALIST GOOD LOOKS AND SPACE MAXIMISING FEATURES, THESE ARE DESIGNS THAT HAVE QUICKLY DEVELOPED THEIR OWN STRONG IDENTITIES – PROVING SO POPULAR WITH CUSTOMERS LOOKING TO CREATE CONTEMPORARY OPEN AND BROKEN ZONE LIVING.

As a highly experienced manufacturer, we are committed to extensive product research and development, in addition to investing in new technology to seek out the latest materials that will create exciting fresh kitchen styles to inspire and impress our customers.

Handle-less door and rail systems, integrated J profile pull and slab style doors come together to offer the latest in cutting-edge contemporary kitchen design. The collection provides an appetising choice of textures and materials to pick from, including high quality laminates that cleverly replicate timber and concrete, as well as high-gloss and cool matt finishes.

We're also finding that customers are using our contemporary styles to powerfully engage with colour – just as these designs work beautifully in warm neutrals, they also lap up colour, showing off their sleek lines in strong up to the minute shades.

Whatever the final finish, a Contemporary Collection design has durable and easy-to-clean credentials; a necessity in today's multi-functional cooking, dining and living kitchens.





OTTO IN BLEACHED WALNUT AND GLOSS WHITE
WITH HANDLE-LESS RAIL IN WHITE



OTTO

OTTO

Modern geometric styling and a crisp handle-less form come together in this popular minimalist design. However, it is the vast choice of finishes and textures that really give this kitchen contemporary appeal, helping you to channel a host of on-trend looks. Otto's beautifully engineered laminate materials include wonderfully-realistic woodgrains, the rich textural surfaces of Oxide and Concrete, and the luxuriously bold finishes of Black Marble and Brushed Bronze. Dial-up your style with the inclusion of a painted colour; Light Grey, Porcelain or perhaps the indulgent dark tones of Anthracite matt painted. For those seeking an even greater choice of hues, head to our 25 strong painted palette that is available for Otto.

Versatility is the essence of the Otto range – this is why it can be fitted either in a true handle-less fashion using an integrated handle or with a standard or top fitting handle.

RANGE HIGHLIGHTS

GLOSS, MATT AND LAMINATE FINISHES / HANDLE-LESS DESIGN / CURVED DOORS / GLASS DOORS



ALL IMAGES OTTO IN CONCRETE, DARK WALNUT AND MATT MINK WITH HANDLE-LESS RAIL IN ANTRACITE



OTTO

SIEMENS



OTTO



OPPOSITE OTTO IN BRUSHED BRONZE AND DARK WALNUT WITH HANDLE-LESS RAIL PROFILE
ABOVE OTTO IN BRUSHED BRONZE AND MATT ANTHRACITE WITH HANDLE-LESS RAIL PROFILE
BELOW OTTO IN BLACK MARBLE AND MATT ANTHRACITE WITH HANDLE-LESS RAIL PROFILE



OTTO IN DARK WALNUT AND OXIDE
WITH HANDLE-LESS RAIL PROFILE



OTTO



THE - DETAILS -

THE HOMEOWNER HUNGER FOR A SEAMLESS KITCHEN AESTHETIC SHOWS NO SIGN OF SLOWING - LITTLE WONDER WHEN THE SCOPE OF HANDLE-LESS TECHNOLOGY AND CHOICE OF LUSCIOUS MATERIALS CONTINUES TO GATHER STYLISH PACE.

The old adage of the kitchen being the heart of the home has never been more accurate. With family life being busier and more transient than ever, our kitchen spaces are full of activity throughout the day and have evolved into larger living, working and dining spaces. Such greater demands have therefore naturally led to the popularity of more practical, low-maintenance, clutter-free layouts.

We can help you achieve this calm minimalism in a number of ways. First and foremost is the major trend of true handle-less kitchens, built on clever rail systems hidden within the cabinetry. For the ultimate seamless aesthetic, co-ordinate the colour of your rail to your doors.

An alternative is the modern simplicity of our Malmö range with its J profile pull handle creating an alternative crisp handle-less form. View the ranges considered accessories that echo the streamlined door style and continue the sleek uncomplicated look.

Handles can still feature in a streamlined kitchen design. We've a range of discreet top-fitting handles that don't distract from the simple form of a minimalist kitchen or the inset handle, an alternative on-trend look that marries functionality with design.

■ OTTO WITH PUSH TO OPEN MECHANISM



■ OTTO WITH WHITE HANDLE-LESS RAIL



■ OTTO WITH ANTHRACITE HANDLE-LESS RAIL



■ OTTO WITH TOP FITTING HANDLE (K158)



■ MALMÖ CONCEALED GRIP DOOR FOR LARDER ARRANGEMENTS



■ OTTO WITH PUSH TO OPEN MECHANISM





OTTO IN GLOSS CASHMERE WITH
TOP FITTING HANDLE (K153)



OTTO

OTTO

The extensive design scope of the Otto kitchen continues with a choice of luscious lacquered variants; smooth to the touch and boasting a pigment-rich flawless finish, an Otto Gloss kitchen oozes luxury thanks to its ultra-high gloss quality.

Blend your gloss with one or more textures and colours from the Otto range; we've enjoyed creating stunning monochrome contrasts, but why not create a calming space with this beautifully neutral Gloss Porcelain and White option.

Accentuate the allure of a lustre-rich kitchen with clever design. Sleek angled doors and panels create neat sharp lines that are so desirable in a seamless kitchen aesthetic. Discreet handle-free options boost this calm minimalism but remember this range can also be fitted in a true handle-less fashion using the rail system that is available in three different finishes: Aluminium, White and Anthracite.

Lovers of softer lines can create their own elegant space by tapping in to the availability of curved doors and attractive open shelving.

RANGE HIGHLIGHTS

GLOSS, MATT AND LAMINATE FINISHES / HANDLE-LESS DESIGN / CURVED DOORS / GLASS DOORS



ALL IMAGES OTTO IN GLOSS PORCELAIN AND WHITE



OTTO



OTTO IN MATT LIGHT GREY WITH
TOP FITTING HANDLES (K157 / K158)



OTTO



OTTO

OTTO

Matt finishes remain hugely popular with increasing numbers of homeowners specifying them as a go-to contemporary option.

The key is to really get the right colour to make this strong finish work. We have the colour expertise to help you crack this premium matt look which is why Otto Matt is available in the key neutrals of Anthracite, Light Grey and Porcelain. Of course, those who have the vision to experiment further with colour and texture can turn to our 25 strong colour palette or Bespoke Painted service for pops of on-trend vibrants.

Soften the look and balance beauty with practicality with either open shelving or modular units available in the four laminate finishes and in a choice of different sizes.

Consider our choice of top fitting handles for a sleek and discreet yet practical look. Choose from two contemporary handle styles, both available in brushed aluminium and chrome and in a wide range of sizes to suit any kitchen scheme.

RANGE HIGHLIGHTS

GLOSS, MATT AND LAMINATE FINISHES / TRUE HANDLE-LESS / CURVED DOORS / GLASS DOORS



ALL IMAGES OTTO IN MATT LIGHT GREY AND OLD NAVY WITH TOP FITTING HANDLE (K158)



MALMÖ





TOP MALMÖ IN MATT LIGHT GREY
BOTTOM & OPPOSITE MALMÖ IN GLOSS PORCELAIN WITH MATT PORCELAIN



MALMÖ



MALMÖ



ALL IMAGES MALMÖ IN MATT WHITE

MALMÖ

Decades of kitchen design expertise and the award of the prestigious Manufacturing Guild Mark – the mark of excellence for furniture manufacturers – means that you are in reassuringly expert hands when it comes to shaping your dream kitchen space.

For many, this dream lies with the modern simplicity of the handle-less Malmö. The smooth surface of the matt finish provides an inspiringly blank canvas for colour and you can choose from an extensive palette of cool pastels, warm neutrals and the sultry rich tones of Anthracite to create your preferred kitchen mood.

At the heart of the Malmö design is its uncomplicated simplicity, but this doesn't mean that self-expression can't be put to the forefront. The Malmö range can be combined with either Otto or Isala from the Burbidge Contemporary Collection for a truly unique scheme. And there is the additional ability to factor in a wealth of made to measure features such as curved doors and exclusively-sized drawers and shelving in line with your individual needs.

RANGE HIGHLIGHTS

GLOSS, MATT AND VENEER FINISHES / INTEGRATED J-HANDLE / CURVED DOORS / GLASS DOORS



ABOVE MALMÖ IN MATT BESPOKE COLOUR AND SOFT GREY
OPPOSITE MALMÖ IN GLOSS ANTHRACITE WITH MATT ANTHRACITE



MALMÖ



THE - DETAILS -

THE KITCHEN IS NO LONGER JUST
A PRACTICAL AREA FOR COOKING -
IT HAS EVOLVED INTO A SPACE FOR
DINING, ENTERTAINING AND EVERYDAY
FAMILY LIVING.

Keeping such a hard-working room tidy and easy to use, means a smart approach to storage that is built around your needs. Take stock of your everyday kit and gadgetry, so you know how much to store and what needs to be to hand. Think about the overall available space; make every inch count by maximising storage capacity within your pan drawers using Blum Orgaline and neatly store away cutlery and utensils in either premium Natural Oak cutlery dividers or removable Blum dishwasher proof stainless steel containers.

Boost your storage hugely with the inclusion of a SpaceTower, an attractive alternative to wirework, boasting up to three times the load capacity. It's a convenient and ergonomic means of storing food and everyday items that allows for easy access. Fit with timber or laminate drawer fronts for a premium internal finish that co-ordinates with your exterior kitchen design.

The Burbidge secret to maximising storage is simple, get the storage right and not only do you increase the capacity, you'll enjoy a sense of order that will make your kitchen work like a dream.

■ BLUM ORGALINE DRAWER
DIVIDING SYSTEM

■ CUTLERY TRAY IN NATURAL OAK

■ BLUM LEGRABOX WITH BLUM AMBIALINE
CUTLERY DIVIDERS AND INTERNAL
DRAWER FRONTS IN NATURAL OAK

■ BLUM SPACE TOWER WITH
DRAWER FRONTS IN NATURAL OAK

■ BLUM ORGALINE CUTLERY TRAY
WITH INTERNAL DRAWER FRONT IN
NATURAL OAK



MALMÖ IN GLOSS ANTHRACITE WITH MATT ANTHRACITE



MALMÖ



ALL IMAGES MALMÖ IN GLOSS AND MATT ANTHRACITE WITH BLACK ANODISED ALUMINIUM GLASS DOORS



MALMÖ



MALMÖ

MALMÖ

The cool appeal of handle-less shines through when specified in a sleek gloss finish. The lacquered variants in this range are smooth to the touch and boast a pigment-rich flawless finish.

There are five on-trend hues to pick from – select Gloss White in mono for the ultimate in contemporary calm or deepen the palette with the sophisticated Gloss Anthracite. Of course, blending your glosses with one or more textures and colours from Isala or Otto lets you create even more striking contrasts.

When working with such a minimalist design, the smaller details can play a crucial role, that's why we offer a special concealed grip door for use in larger arrangements, creating a single handle line running across the units.

Mixing materials is key to creating a contemporary kitchen and the stylish Black Anodised Aluminium Glass Doors work brilliantly in combination with Malmö. These stylish glass feature doors are a creative alternative to a standard glass door, providing an eye-catching focal point in the kitchen. Superb quality and beautifully styled with sleek angled framing and coordinating pre-fitted handles, the glass doors are available in a choice of popular door sizes.

RANGE HIGHLIGHTS

GLOSS, MATT AND VENEER FINISHES / INTEGRATED J-HANDLE / CURVED DOORS / GLASS DOORS



ALL IMAGES MALMÖ IN GLOSS WHITE

MALMÖ

The beautifully engineered Malmö Veneer is a perfect choice for timber lovers wanting a modern edge to their kitchen scheme. The real wood veneer is hand-finished to reveal the unique, subtle patterning of the woodgrain adding texture and interest for those craving contemporary styling with a warmth of character.

The character of the real wood veneer means it can easily set off a wide selection of accompanying worktop materials, colours and depths, with the reliability of durable and easy-to-clean credentials.

Uncluttered interiors are the best way to make these well-designed exteriors really shine. Create a calming and streamlined space with the use of a Blum SpaceTower, fitted with co-ordinating internal solid timber Natural Oak drawer fronts that provide high quality storage and keep every day kitchen items out of sight.

RANGE HIGHLIGHTS

GLOSS, MATT AND VENEER FINISHES / INTEGRATED J-HANDLE / CURVED DOORS / GLASS DOORS



ABOVE MALMÖ VENEER IN NATURAL OAK
OPPOSITE MALMÖ VENEER IN NATURAL OAK AND MATT PORCELAIN



MALMÖ



ISALA IN WARM GREY OAK WITH MALMÖ IN GLOSS CASHMERE

ISALA





ISALA

ISALA

Our pride in the award-winning Isala range is shared by our customers and it remains one of our bestselling contemporary kitchens thanks to its smart and desirable finish that belies its affordability.

Isala features a unique horizontal timber effect finish introducing a depth of texture which offers a striking simplicity as a whole kitchen. Or, for a truly individual design combine Isala with the reflective tones of the gloss colour options available in Otto.

Constructed from durable laminate in two distinct finishes; bold Dark Elm or soft Warm Grey Oak, this is a kitchen that can more than hold its own against the bumps and spills of everyday domestic living.

This timber effect gem of a range shows the devil is in the detail. Epitomising contemporary cool, it is cleverly and seamlessly engineered with a crisp integrated J-handle.

Draw upon our expertise in manufacturing non-standard door sizes to create a space that enhances unusual interior layouts or seamlessly flows into the new relaxed, 'broken-plan' living zones that build on open-plan design by adding shelf units and sociable raised breakfast bars.

RANGE HIGHLIGHTS

TIMBER EFFECT LAMINATE / GLASS DOORS / INTEGRATED J-HANDLE



ALL IMAGES ISALA IN DARK ELM WITH OTTO IN GLOSS CASHMERE

CONTEMPORARY FINISHES

We have captured the latest interiors trends to present a palette of colours and finishes that work perfectly in contemporary flexi-spaces.

As our pages showcase, the Contemporary Collection's range of finishes are designed to work together adventurously and creatively. This gives you the freedom to mix any shade and any texture, but with the comfort that we have expertly chosen possibilities that work impeccably together.

The palette is heavily steered to neutrals for example because we know that their easy-going and easy-toning attributes are so user-friendly and popular with homeowners. We also know that the super-smooth matts and luxurious glosses in the collection can beautifully showcase dramatic tones, such as the new breed of sultry dark hues that are so well-suited to the linear lines of contemporary styles.

However it is through technology that we have injected real contemporary distinction creating cleverly realistic woodgrain and concrete effects that can be used as eye-catching focal points and striking design statements.




LAMINATE



Bleached Walnut




Rose Walnut



Dark Walnut



Dark Elm




Warm Grey Oak




Black Marble **NEW**



Concrete



Brushed Bronze **NEW**




Oxide **NEW**

VENEER




Natural Oak


GLOSS



White



Light Grey



Porcelain




Cashmere




Anthracite

MATT



Chalk



Alabaster




Cashmere




Taupe




Mink



White



Bone




Pale Smoke




Soft Grey



Lead



French Grey



Putty



Gooseberry



Soft Moss



Gravel



Fjord Green



Thyme



Pewter



Seal Grey



Baltic Green **NEW**



Cornflower Blue



Pale Navy




Old Navy




Prussian Blue **NEW**



Charcoal



Light Grey



Porcelain



Anthracite

Please see page 127 for the finish availability guide.

Colour reproduction: due to variables between photographic and print processes, colour may vary from the actual product supplied. Swatches are available to order from your retailer.

PAINTED PALETTE	BLEACHED WALNUT	ROSE WALNUT	DARK WALNUT	DARK ELM	WARM GREY OAK	CONCRETE	BLACK MARBLE	BRUSHED BRONZE	OXIDE	GLOSS ANTHRACITE	GLOSS CASHMERE	GLOSS LIGHT GREY	GLOSS PORCELAIN	GLOSS WHITE	MATT PALETTE	MATT ANTHRACITE	MATT LIGHT GREY	MATT PORCELAIN	IVORY (VINYL)	NATURAL CHARACTER OAK	NATURAL OAK
-----------------	-----------------	-------------	-------------	----------	---------------	----------	--------------	----------------	-------	------------------	----------------	------------------	-----------------	-------------	--------------	-----------------	-----------------	----------------	---------------	-----------------------	-------------

IN-FRAME

Langton	P 03	■																				
Petworth	P 11	■																				■
Salcombe	P 19	■																				
Tetbury	P 25	■																				■

CLASSIC

Chartwell	P 33	■																				
Gresham	P 37	■																				
Erin	P 45	■																			■	
Stowe	P 49	■															■		■			
Marlow	P 55																			■		


SIMPLY BURBIDGE

Kew	P 59	■																				
Finsbury	P 65	■																				
Barnes	P 73	■																				

CONTEMPORARY

Otto	P 83		■	■	■			■	■	■	■		■	■	■	■	■	■	■			
Malmö	P 103									■	■	■	■	■	■	■	■	■				■
Isala	P 121				■	■																







WORKSURFACES



WORKSURFACES

WORKSURFACES

Thanks to a long history of kitchen crafting, we have an un-remitting eye for design detail. We know that the choice of work surface can define or disrupt your kitchen and as the workhorse of any kitchen, it needs to be tough, practical and stylish. So step up our exacting choice of worktops which have been specified for high quality, finish and colour credentials.

Your task of choosing a worktop(s) therefore overflows with possibilities – take inspiration from two different thicknesses; 22mm and 38mm plus four laminate finishes; Rose Walnut, Dark Walnut, Bleached Walnut and Concrete. All the worktops have a contemporary square edge profile.

Two key drivers have been shaping trends in worksurfaces: advances in technology have provided us with much tougher, high pressure laminate options that are eco-friendly and fundamentally better-looking than their predecessors. Secondly, the lifestyle trend for the kitchen to extend into living areas means that design and colour play a much more important role, forming an extension of your interior design.

With the Burbidge worktop collection, you can match laminate worksurfaces, splashbacks and upstands with the frontals of your kitchen to unify your overall design, especially powerful in open plan layouts and when looking to create zoned working and living spaces. Or play around with depth, blending slim and sleek with luxuriously deep to inject an on-trend mix and match look.



ABOVE TOP BLEACHED WALNUT 12MM SPLASHBACK
ABOVE BOTTOM ROSE WALNUT UPSTAND AND 22MM WORKSURFACE
OPPOSITE BLEACHED WALNUT

THE IN-FRAME COLLECTION

LANGTON (891)



* The 950 high door sets have a mid-rail. Ask your Retailer for full specification details.

Painted finishes

PETWORTH (880)



Natural Oak (15), Painted finishes

SALCOMBE (870)



Painted finishes

TETBURY (890)



Natural Oak (15), Painted finishes

THE CLASSIC COLLECTION

CHARTWELL (858)



Painted finishes

ERIN (814)



Natural Character Oak (15), Painted finishes

GRESHAM (851)




Painted finishes

MARLOW (472)



Ivory (IV)

STOWE (495)



Light Grey (RM), Porcelain (PM), Painted finishes

SIMPLY BURBIDGE

BARNES (829)



Painted finishes

FINSBURY (830)



Painted finishes

KEW (827)



Painted finishes

THE CONTEMPORARY COLLECTION

ISALA (494)



Dark Elm (DE) / Warm Grey Oak (GR)

MALMÖ GLOSS (488)



Anthracite (AG) / Cashmere (CG) / Light Grey (RG) / Porcelain (PG) / White (WG)

MALMÖ MATT (488)



Matt finishes

MALMÖ VENEER (888)




Natural Oak (15)

OTTO GLOSS (490)



Cashmere (CG) / Porcelain (PG) / White (WG)

OTTO LAMINATE (490)



Bleached Walnut (BW) / Concrete (CC) / Dark Walnut (DW) / Rose Walnut (RW)
Black Marble (BM) / Brushed Bronze (BZ) / Oxide (OX)

OTTO MATT (490)



Matt finishes



CODE K155/K156 *
DESCRIPTION Small edge bow handle
FINISHES Chrome / Brushed aluminium effect
W X D 40 x 40 mm
HOLE CENTRES Screw from back



CODE K159 *
DESCRIPTION Small edge straight handle
FINISH Brushed aluminium effect
W X D 40 x 40 mm
HOLE CENTRES Screw from back



CODE K151/K152 *
DESCRIPTION Medium edge bow handle
FINISHES Chrome / Brushed aluminium effect
W X D 200 x 40 mm
HOLE CENTRES Screw from back



CODE K158 *
DESCRIPTION Medium edge straight handle
FINISH Brushed aluminium effect
W X D 200 x 40 mm
HOLE CENTRES Screw from back



25% actual size

CODE K153/K154 *
DESCRIPTION Large edge bow handle
FINISHES Chrome / Brushed aluminium effect
W X D 350 x 40 mm
HOLE CENTRES Screw from back



25% actual size

CODE K157 *
DESCRIPTION Large edge straight handle
FINISH Brushed aluminium effect
W X D 350 x 40 mm
HOLE CENTRES Screw from back



CODE K160
DESCRIPTION Medium grip handle
FINISH Chrome effect
W X D 170 x 28.5 mm
HOLE CENTRES 160 mm



25% actual size

CODE K161
DESCRIPTION Large grip handle
FINISH Chrome effect
W X D 330 x 28.5 mm
HOLE CENTRES 320 mm




CODE K141
DESCRIPTION Cup handle
FINISH Chrome effect
W X D 172 x 26 mm
HOLE CENTRES 160 mm



CODE K142
DESCRIPTION Cup handle
FINISH Chrome effect
W X D 76 x 20 mm
HOLE CENTRES 64 mm



CODE K150
DESCRIPTION Cup handle
FINISH Chrome effect
W X D 90 x 20 mm
HOLE CENTRES 75 mm



CODE K178
DESCRIPTION Cup handle
FINISH Blackened copper effect
W X D 104 x 48 mm
HOLE CENTRES N/A



CODE K179
DESCRIPTION Cup handle
FINISH Brushed satin nickel
W X D 104 x 48 mm
HOLE CENTRES N/A



CODE K180
DESCRIPTION Cup handle
FINISH Chrome effect
W X D 104 x 48 mm
HOLE CENTRES N/A

All handles are displayed at 35% actual size unless otherwise stated.

* We recommend a flush worktop leading edge when using these handles.



CODE K182
DESCRIPTION Cup handle
FINISH Pewter effect
W X D 88 x 33 mm
HOLE CENTRES N/A



CODE K185
DESCRIPTION Cup handle
FINISH English bronze effect
W X D 90 x 22 mm
HOLE CENTRES N/A



CODE K52
DESCRIPTION Square knob
FINISH Stainless steel effect
W X D 42 x 26 mm
HOLE CENTRES N/A



CODE K134
DESCRIPTION Knob
FINISH Pewter effect
W X D 33 x 27 mm
HOLE CENTRES N/A



CODE K135
DESCRIPTION Knob & back plate
FINISH Brushed stainless steel
W X D 38 x 36 mm
HOLE CENTRES N/A



CODE K136
DESCRIPTION Knob
FINISH Cast iron effect
W X D 35 x 35 mm
HOLE CENTRES N/A



CODE K137
DESCRIPTION Shaped knob
FINISH Stainless steel effect
W X D 36 x 35 mm
HOLE CENTRES N/A



CODE K144
DESCRIPTION Shaped knob
FINISH Stainless steel effect
W X D 36 x 35 mm
HOLE CENTRES N/A



CODE K149
DESCRIPTION Knob
FINISH Chrome effect
W X D 30 x 35 mm
HOLE CENTRES N/A



CODE K186
DESCRIPTION Knob
FINISH English bronze effect
W X D 30 x 35 mm
HOLE CENTRES N/A



CODE K167
DESCRIPTION Flat knob
FINISH Blackened copper effect
W X D 35 x 35 mm
HOLE CENTRES N/A



CODE K173
DESCRIPTION Flat knob
FINISH Blackened copper effect
W X D 30 x 30 mm
HOLE CENTRES N/A



CODE K174
DESCRIPTION Flat knob
FINISH Brushed satin nickel
W X D 30 x 30 mm
HOLE CENTRES N/A



CODE K175
DESCRIPTION Flat knob
FINISH Chrome effect
W X D 30 x 30 mm
HOLE CENTRES N/A



CODE K176
DESCRIPTION Flat knob
FINISH Brushed satin nickel
W X D 35 x 35 mm
HOLE CENTRES N/A



CODE K177
DESCRIPTION Flat knob
FINISH Chrome effect
W X D 35 x 35 mm
HOLE CENTRES N/A



CODE K181
DESCRIPTION Flat knob
FINISH Pewter effect
W X D 35 x 35 mm
HOLE CENTRES N/A



CODE K166
DESCRIPTION T-bar knob
FINISH Chrome effect
W X D 75 x 36 mm
HOLE CENTRES N/A



CODE K169
DESCRIPTION T-bar knob
FINISH Stainless steel effect
W X D 60 x 40mm
HOLE CENTRES N/A



CODE K170
DESCRIPTION T-Bar knob
FINISH Antique grey effect
W X D 48 x 32 mm
HOLE CENTRES N/A



CODE K64
DESCRIPTION Bar handle
FINISH Stainless steel effect
W X D 138 x 32 mm
HOLE CENTRES 128 mm



CODE K121
DESCRIPTION Hadley handle
FINISH Cast iron effect
W X D 136 x 27 mm
HOLE CENTRES 128 mm



CODE K107
DESCRIPTION Bow handle
FINISH Cast iron effect
W X D 143 x 26 mm
HOLE CENTRES 128 mm



CODE K125
DESCRIPTION Linear handle
FINISH Brushed nickel effect
W X D 256 x 28 mm
HOLE CENTRES 192 mm



CODE K128
DESCRIPTION Sculptured handle
FINISH Chrome plated effect
W X D 256 x 30 mm
HOLE CENTRES 224 mm



CODE K146
DESCRIPTION Bow shaped handle
FINISH Stainless steel effect
W X D 180 x 29 mm
HOLE CENTRES 160 mm



CODE K147
DESCRIPTION Handle
FINISH Stainless steel effect
W X D 188 x 30 mm
HOLE CENTRES 160 mm



CODE K162
DESCRIPTION Slim angle handle
FINISH Stainless steel effect
W X D 172 x 25 mm
HOLE CENTRES 160 mm



CODE K163
DESCRIPTION Curved foot bar handle
FINISH Stainless steel effect
W X D 168 x 31 mm
HOLE CENTRES 160 mm



CODE K164
DESCRIPTION Wide bar handle
FINISH Brushed steel effect
W X D 170 x 27 mm
HOLE CENTRES 160 mm

All handles are displayed at 35% actual size unless otherwise stated.



25% actual size

CODE K165
DESCRIPTION Wide angle handle
FINISH Black copper effect
W X D 215 x 29 mm
HOLE CENTRES 160 mm



25% actual size

CODE K183
DESCRIPTION Large Angled Handle
FINISH Brushed Bronze
W X D 350 x 25 mm
HOLE CENTRES 320 mm



CODE K171
DESCRIPTION Handle
FINISH Antique grey effect
W X D 154 x 32 mm
HOLE CENTRES 128 mm



CODE K184
DESCRIPTION Small Angled Handle
FINISH Brushed Bronze
W X D 44 x 32 mm
HOLE CENTRES 32 mm



Burbidge & Son Limited

Burnsall Road, Canley, Coventry, West Midlands CV5 6BS
T 024 7667 1600 F 024 7669 1010 E sales@burbidge.co.uk
www.burbidge.co.uk