

1909





[www.1909kitchens.co.uk](http://www.1909kitchens.co.uk)



GREAT BRITISH DESIGN

SINCE

1909

Shaker

07

Georgian

17

Quarter Round

27

Ovolo

31

Half Pencil & Scalloped

41

Slab

51

Door Styles

62

Painted Palette

65

Worksurfaces

67

Handles

68

Storage

73

Your Local Specialist

79



# TIMELESS CLASSIC DESIGN

---

1909 is a collection of classic painted timber kitchens, adapted and constructed to meet the aesthetic and functional demands of the 21st century. Following timeless, traditional interior characteristics, 1909 has been developed to suit any style of home.

At its core, 1909 has two definitive appearances: the perennially classic Shaker and a contemporary, Slab, all built within a traditional, in-frame construction. These door styles work equally well on their own or combined to create a style unique to you.

Both styles provide a beautiful canvas, from which each kitchen can be finished with an extensive palette of stunning colours, intricate beading options, door furniture and handles, resulting in a truly individual kitchen, from cleverly detailed opulence, to simple, understated sophistication.

1909 is a British brand and as such, is committed to the ethos and qualities of great design, skilled craftsmanship and outstanding service. It is a distinctive collection that has developed organically, embracing natural materials, practicality, durability and style, whilst being wholly accessible and adaptable to any interior design approach.







# SHAKER

---

Shaker, an enduring familiar look, works well within a traditional or modern home. Shown here in Storm Blue, this kitchen is designed to work hard, whether for cooking, entertaining, or just enjoying a relaxing drink. The layout maximises the use of furniture without compromising on space, whilst a peninsular offers generous storage and additional breakfast bar.





Shaker painted in Storm Blue. Antique Bronze Cup (H1127.76.BR), Latch (H1117.50.BR) & Knob (K1075.32.BR) handles. Strata Quartz Carrara Gioia worksurface.

## *Enduring purity*

The original mantel creates a natural framework to host the hob, as well as utilising the surround for additional hanging storage space. The plain slab drawers in a Storm Blue painted finish complement the herringbone splashback perfectly, whilst the wall cabinets and open shelving are accented with antique bronzed cup, knob and latched handles to keep on-trend for the modern-day household.









Shown here in Putty with complementing pewter handles and butt hinges, this kitchen takes on a completely different feel. The design optimises space perfectly; practical storage, interesting and attractive feature cabinetry and an exposed peninsular enhances the openness of the room, whilst square feature posts are used throughout the kitchen to create a free-standing look.







Shaker painted in Putty. Pewter Cup (H1111.64.PE) & Knob (K1109.35.PE) handles. Strata Quartz Carrara Gioia worksurface.



# GEORGIAN



1909's Georgian look carefully combines classical styling with embellished detailing, whilst remaining understated and graceful.

A traditional kitchen, in a beautifully restored home, it has been sympathetically designed to blend in perfectly with original features, such as sash windows and beams. Subtly merging two distinct areas; cooking and dining, this simplistically stunning space is seamlessly achieved.



Georgian painted in Chalk & Lava. Chrome Cup (H1079.32.CH), Latch (H1117.50.CH) & Knob (K877.35.CH) handles. Lapitec Ultra Compact Avana Dune worksurface



## *Everything in its place*

Demonstrating the importance of cleverly thought out design, whilst highlighting the natural features and proportions of the room, this beautifully ornate kitchen features a mix of cup, knob and latch handles on striking painted cabinetry. The space has been perfectly optimised through floor to ceiling units, offering prominent yet practical storage space and the addition of a walk-in pantry ensures this functional kitchen is the heart of the home.







Georgian appliance bank in Dust Grey.





Washed oak butler's pantry with Caesarstone Rugged Concrete worksurface.

Creating an abundance of storage space through integrated full height larders and a concealed pantry, this Georgian kitchen is perfectly aligned with everyday life. Utilising the area to create additional zoned workspace, a separate breakfast area, or even keeping the toaster and kettle tucked away, this kitchen provides a fresh approach to a traditional timeless design.



Georgian painted in Chalk. Chrome Cup (H11079.32.CH), Latch (H11117.50.CH) & Knob (K877.35.CH) handles. Lapitec Ultra Compact Avana Dune worksurface.





Quarter Round Linear painted in Dove Grey. Chrome Cup (H11092.64.CH) & Knob (265.33.CH) handles. Caesarstone Rugged Concrete worksurface.



## QUARTER ROUND LINEAR

---

This simple and functional style shows the subtle variations of the timeless 1909 collection.

‘Quarter of a round’ beading, traditionally used to soften a classic Shaker profile, enhances this Dove Grey painted finish perfectly. Combining a mix of Chrome cup and knob handles, a Belfast sink, an integrated chopping board and separate tray, it accentuates a popular farmhouse trend, creating a warm environment, fitting with any sized space.



---

*For our full door range please see page 63*









# OVOLO



Ovolo; where intricate frame detailing meets a classic Shaker, offering an elegant twist on this timeless style. The overall aesthetic of this kitchen combines wall panelling, moulded cornice and a herringbone timber floor with a colour scheme of soft and deep greys, inspired by a 19th Century colour palette. As the social hub of the house, it's practical working areas coincide perfectly with a bright and airy dining space. Central to the design is a large island offering a multitude of uses, from storage, food preparation, or simply supper for two.





Ovolo painted in Silver Grey, Dove Grey & Slate. Chrome Cup (H1116.96.CH) & Knob (K877.35.CH) handles.  
Strata Quartz Absolute Marbled White, Strata Granite Azul Aran and Ash End Grain timber worksurfaces with Prime Oak timber bench.

## *Every last detail*

The large pantry mirrors the timeless design of a traditional free-standing dresser. With room for your morning essentials, an integrated coffee machine, or an ever-growing collection of cookery books, it is all subtly concealed behind the beautiful bi-folding doors.

In addition, the sumptuous Strata Azul Aran granite worksurface features waterfall edging to complement the detailed Ovolo beading.



Chrome Cup handle (H1116.96.CH)



Ovolo pantry painted in Silver Grey.

## *Putting colour to work*

Shown here in three very different natural shades; the deep Truffle painted island, soft Cashmere floor cabinets and Porcelain white wall units, all work beautifully together to create an endearing, earthy palette. The striking checkerboard design of the Oak and Wenge chopping board contrasts with the muted tones of the Strata Quartz Perlatino worksurface on the island.

Teamed here with a polished chrome handle, the Ovolo design is a perfect canvas to combine contemporary or classic styling through cleverly paired accessories.





Chrome Trim handle (H1119.96.CH)







Ovolo painted in Cashmere, Porcelain & Truffle. Chrome Trim (H1118.32.CH & H1119.96.CH) handles. Strata Quartz Marbled White, Strata Quartz Perlatino, Oak & Wenge End Grain worksurface & Prime Oak timber bench.



29

KENTISH TO

NICE TO SEE YOU  
TO SEE YOU NICE

JUST LIKE THAT!

## HALF PENCIL & SCALLOPED

---

The detailed Half Pencil & Scalloped design blends beautifully into this bright and welcoming period kitchen and adjoining boot room.

This practical and functional space keeps everything close to hand, whilst the central island provides a perfect hub for storage, food preparation or socialising. A combination of bold Charcoal, soft Partridge Grey and Chalk, suitably accompanies the natural wood tones of the flooring and island worktop.



Half Pencil & Scalloped painted in Charcoal, Partridge Grey & Chalk. Chrome Knob (K877.35.CH) handles. Carrera Marble, Grigio Carnico & Oak End Grain timber worksurfaces





## *Enduring and inviting*

Solid brass butt hinges, a moulded plinth and a traditional cornice add to the classic detailing of this quintessentially British design.

Carrera Marble worksurfaces and upstands on the far wall evoke a deli feel, while the Grigio Carnico marble forms an enclosed working area around the range. The island features an integrated Oak End-Grain chopping block above slatted timber open storage. Timber is also used as the principal island worktop, incorporating a breakfast bar punctuated with Carrera marble inlaid with stainless steel herb and Champagne troughs.









Half Pencil & Scalloped painted in Charcoal, Partridge Grey & Chalk. Chrome Knob (K877.35.CH) handles. Carrera Marble, Grigio Carnico & Oak End Grain timber worksurfaces.







# SLAB



The simple form of the Slab door allows for flowing and elaborate layouts, even on a relatively modest footprint. Blending different levels, colours and shapes, makes for a slick and inviting look that would work in any setting. This contemporary design mixes a pared back industrial look, with echoes of a vintage interior. This clean, linear style never overshadows other design elements, such as flooring, tiling, or surfaces and its neat simplicity makes it perfect for more compact spaces.





Slab painted in Graphite & Dry Rose. Matt Black Knurled Knob (K1111.20.MB), Bar (H1126.257.MB) & Appliance Pull (H1126.448.MB) handles with backplates. Neolith Calacatta Silk worksurface on island.



Matt Black Knurled Bar handle (H1126.257.MB)

### *Hard-working yet light-hearted*

On-trend Graphite working areas contrast beautifully with the fun retro Dry Rose island. Exposed rugged shelving, knurled handles and the dark, richly veined worksurfaces continue the industrial feel. The overall design is open and welcoming, cleverly blurring the distinction between kitchen and living space.









Here the different colourway balances light neutral tones within a soft blue design. Paler, Neolith Calacatta Silk worksurfaces hark back to a more traditional age, with a touch of modern glamour. An imbedded appliance bank in contrasting Dove Grey, features a wall of eye-catching metro tiling and concealed larder storage to cleverly free up the rest of the kitchen.





Slab painted in Cadet & Dove Grey. Antique Bronze Knurled Knob (K1111.20.BR) handles with backplates. Neolith Calacatta Silk and Neolith Zaha Stone worksurfaces.





# 1909 DOOR STYLES

---

Whilst each 1909 door style is different, presenting a wealth of design possibilities, there are intrinsic parallels which run throughout: quality, meticulous attention to detail and a timeless, quintessentially British feel.



Much of 1909's beauty comes from its crisp, smooth painted finish. Due to the traditional flush joint construction techniques of our furniture and the natural properties of real living timber, small signs of movement may appear as the kitchen ages and settles into its new home. This is common with many other types of furniture and any 'whisper lines' that do appear can simply be overpainted.

Please ask your 1909 specialist retailer if you have any queries on maintaining your kitchen over time and they will be happy to help.



## SHAKER



## BEAD OPTIONS



Quarter Round Linear  
2 sided



Quarter Round  
4 sided



Half Pencil  
& Scalloped




Georgian

## OVOLO



## BEAD OPTIONS



Quarter Round Linear  
2 sided



Quarter Round  
4 sided



Half Pencil  
& Scalloped



Georgian

## SLAB






# PAINTED PALETTE

The 1909 collection can be painted in a choice of 32 exquisite colours, each carefully created by industry-leading designers and equally suited to traditional or contemporary homes.

From muted neutrals and profound monochromes, to vibrant colours creating a statement to match any mood; there's no need to limit yourself to just one!

Use our painted swatch card within this brochure to help turn your kitchen dreams into reality. Alternatively, our 1909 specialist retailers will be more than happy to suggest inspirational ideas to find your perfect colour.





# WORKSURFACES

---


We've scoured the world searching for the very best colours, materials and finishes to add to our 1909 collection. From granite and timber worktops, to man-made composites, many materials are available in a wide range of finishes to perfectly complement any style.

If you're wanting to create a luxurious bespoke look, add statement splashbacks, panels or even chopping boards to your design.

## TIMBER



Prime Oak




Strata Salvage



Colonial White



Strata Azul Aran



Hi-Macs Alpine White



Corian Dove



Strata Black



Ash End Grain



Black Fusion



Black Shimmer



Hi-Macs Arctic



Corian Lavan Rock

## QUARTZ




Strata Absolute  
Marbled White



Strata Cararra Gioia



Neolith Calacatta Silk




Lapitec Avana Dune



Luna Pearl



Strata Marquina



Neolith Zaha Stone



Neolith Iron Corten

## ULTRA COMPACT

We offer an extensive range of materials, available in a selection of finishes and colours. Ask your 1909 specialist for more information.

# CLASSIC HANDLES

---

A charming collection of more traditional handles for your classic 1909 kitchen – from rustic knobs and sleek bars, to retro-look latches and cup-handles. They come in eye-catching finishes, such as bright chrome and nickel, rustic pewter and warm antiqued bronze.



CHROME - K877.35.CH  
NICKEL - K876.35.BN



PEWTER - K1109.35.PE



CHROME - K1075.32.CH  
NICKEL - K1075.32.BN



ANTIQUED BRONZE  
K1075.32.BR



CHROME - K879.34.CH  
NICKEL - K878.34.BN



CHROME - H1127.76.CH



PEWTER - H1111.64.PE



PEWTER - H1112.64.PE



CHROME - H1116.96.CH



NICKEL - H1079.32.BN



CHROME - H1117.50.CH



ANTIQUED BRONZE  
H1117.50.BR



CHROME - H1120.60.CH



CHROME - H885.72.CH  
NICKEL - H884.72.BN



ANTIQUED BRONZE  
H1123.60.BR



PEWTER - H890.128.PE  
H891.160.PE



PEWTER - H887.128.PE



CHROME - H1120.160.CH  
H1120.256.CH



CHROME - H883.160.CH  
NICKEL - H882.160.BN



ANTIQUED BRONZE  
H1128.160.BR



BRIGHT NICKEL - H1122.160.BN  
H1122.320.BN



ANTIQUED BRONZE  
K1106.30.BR



ANTIQUED BRONZE  
H1105.64.BR



ANTIQUED BRONZE  
H1127.76.BR



ANTIQUED BRONZE  
H1103.160.BR







# MODERN HANDLES

Exciting options with clean lines to suit a modern 1909 aesthetic, available in fashionable nickel, chrome, stainless steel, antique bronze, or matt black, these shiny, sleek and beautifully tactile handles will add a subtle focal point to your design.



CHROME - K1074.45.CH  
NICKEL - K1074.45.BN



BRIGHT NICKEL  
H1077.160.BN



CHROME - H1080.128.CH  
NICKEL - H1080.128.BN



CHROME  
H1118.32.CH



CHROME  
H1119.96.CH



STAINLESS STEEL  
K1111.20.SS



MATT BLACK  
K1111.20.MB



ANTIQUÉ BRONZE  
K1111.20.BR



STAINLESS STEEL  
H1125.35.SS



MATT BLACK  
H1125.35.MB



ANTIQUÉ BRONZE  
H1125.35.BR



STAINLESS STEEL - H1126.257.SS  
MATT BLACK - H1126.257.MB  
ANTIQUÉ BRONZE - H1126.257.BR



STAINLESS STEEL - H1126.448.SS  
MATT BLACK - H1126.448.MB  
ANTIQUÉ BRONZE - H1126.448.BR



*Make a statement with our textured knurled designed knobs, bars and pull handles, all available with or without a back-plate.*



## JUST AS BEAUTIFUL ON THE INSIDE

---

At least half the pleasure of your kitchen comes from using it – and that means efficiency, with everything in the right place, right there at your fingertips. 1909 offers a huge range of smart storage solutions, helping to ensure that not an inch of space is wasted and your kitchen is kept clutter-free. Pull-out ladders ensure everything is visible, so nothing gets lost at the back; corner solutions bring the contents of the cupboard out to you, whilst spectacular pantry units create purposeful zones where all your little essentials can be hidden away.



1909 has numerous storage possibilities, for more options please speak to your retailer.

1. Pull-out waste bin, 85L (580-GY) 2. Kesseböhmer LeMans II, Chrome Arena (K2LM500SCR) 3. Kesseböhmer 600mm Base Pull-out, Anthracite Style (KSABP600A)  
4. Kesseböhmer 300mm Base Pull-out, Chrome Arena (KABP300SC) 5. Kesseböhmer 300mm Convoy Centro with glass sided trays (KCONVOY300)





# DRAWER ORGANISATION

---

Put an end to all that rummaging with superb solutions for making the most of your drawers. Shallow or internal drawers are ideal for cutlery, utensils and spices, whereas deep drawers are great for crockery, pots and pans.

Timber dovetail drawers with solid oak inserts suit more traditional designs, while Blum Legrabox drawers – complemented by Konfigure inserts – suit a more contemporary look.



1. Blum drawer boxes with Konfigure shallow inserts 2. Dovetail drawer boxes with in-frame cutlery insert  
3. Blum drawer boxes with Konfigure shallow inserts 4. Dovetail drawer boxes with timber plate holder



Pigant Clay

1909

Plain - Ovoid Bead

Pigant



# YOUR LOCAL SPECIALIST

---

Right across Britain, our 1909 design specialists would love to talk to you about all the exciting possibilities for your new kitchen. From amazing storage solutions, to creative colour combinations, our retailers have a wealth of industry knowledge to exceed all expectations.

1909 experts can help you achieve more than you ever thought possible.

Welcome to your perfect kitchen, welcome to 1909.

[www.1909kitchens.co.uk](http://www.1909kitchens.co.uk)



Colour reproduction

We take great care in the photography of the products featured. however, due to variables between photographic and print processes, colours may vary from the actual product supplied. ©copyright pws distributors ltd 2018.



